

Racer's Choice Inc.

RCI®

2009 Catalog



Seats & Covers

Racing / Street Rod / Off Road / Jeep / Truck

Poly Seats are Strong with Lightweight Double Wall Construction

Fixed Mounts are Included and Installed on all Poly Seats

Poly Seats have 3 Cut-Outs for all Styles of Restraints

Two-Tone High Quality Vinyl Covers in 4 Colors

Optional Slider Mounts Bolt to Fixed Mounts

Hi-Back Seats are 20" wide 33" tall 10 lbs.

Lo-Back Seats are 20" wide 27" tall 9 lbs.

18 Degree Layback

Hi-BACK POLY SEAT
8000S.....BLACK

LO-BACK POLY SEAT
8020S.....BLACK

Hi-BACK POLY COVER
8001B.....RED
8001C.....BLUE
8001F.....YELLOW
8001S.....BLACK

LO-BACK POLY COVER
8021B.....RED
8021C.....BLUE
8021F.....YELLOW
8021S.....BLACK

POLY SEAT MOUNTS

7450A.....FIXED

7451A.....SLIDER



Double-Wall in High-Stress Areas

Tig-Welded .100 5051 Aluminum

Hi-Back 17" wide 34" tall 9 lbs.

ALUM HI-BACK SEAT
8440S.....NATURAL

ALUM HI-BACK COVER
8443B.....RED
8443C.....BLUE
8443F.....YELLOW
8443S.....BLACK



www.rciracing.com

Helmets & Accessories

Racing / Street Rod / Off Road / Jeep / Truck



Snell M-Rated Helmets Feature a Super-Strong Lightweight Glossy White Shell with Contoured Eye Port, Molded .125 Lexan Shield, Adjustable Chin Strap, and Dual Air Vents. Snell SA-Rated Helmets Have All the Same Great

Features as The M-Rated Helmets, Plus a Form Fitting Fire Resistant Nomex Lined Interior and a Kevlar Chin Strap.



M-RATED

- 3005W....7".....SMALL
- 3015W....7 1/4.....MEDIUM
- 3025W....7 1/2.....LARGE
- 3035W....7 3/4....X-LARGE
- 3045W....7 7/8..XX-LARGE



SA-RATED

- 3105W....7".....SMALL
- 3115W....7 1/4.....MEDIUM
- 3125W....7 1/2.....LARGE
- 3135W....7 3/4....X-LARGE
- 3145W....7 7/8..XX-LARGE



- 7803D....HELMET BAG.....BLACK
- 3000S....HELMET SHIELD.....CLEAR
- 3000T....HELMET SHIELD.....SMOKE
- 3000P..TEAR-OFF POST..ADJUSTABLE

Blankets & Diapers



SFI-7.2 APPROVED

SFI-4.1 APPROVED

APPROVED

SFI-7.2 APPROVED



- 7808A.....TRANS BLANKET.....UNIVERSAL
- 7809A.....SPORTSMAN ENGINE DIAPER..V8
- 7809B.....REPLACEMENT OIL PAD for 7809A
- 7811A.....SPORT COMPACT ENGINE DIAPER
- 7811B.....REPLACEMENT OIL PAD for 7811A

Accessories



- 7071A.....JUG CAP
- 7071D.....HOSE & CAP
- 7071V...JUG VENT CAP
- 7010B..LRG.D-FUNNEL

(903)-939-1908




Aluminum Cells

Street Rod / Street / Jeep / Truck

Tig-Welded 5051 Strong Lightweight Aircraft Aluminum Alloy
 12 Bolt Heavy Duty Remote Fill Neck for Standard 1 3/4 Hose
 Natural Aluminum Color or Powdercoated Red, Blue, or Black
 #8 AN Male Fittings, Pickup, Return, and Rollover Vent
 Billet Aluminum Cap Included for Non-Remote use
 Sending Unit for any 0 to 90 Ohm Gauge Included



12 GALLON 18Lx12Wx12H
 2121A.....NATURAL
 2121AB.....RED
 2121AC.....BLUE
 2121AD.....BLACK



15 GALLON 30Lx9Wx12H
 2161A.....NATURAL
 2161AB.....RED
 2161AC.....BLUE
 2161AD.....BLACK




15 GALLON 30Lx12Wx9H
 2162A.....NATURAL
 2162AB.....RED
 2162AC.....BLUE
 2162AD.....BLACK



17 GALLON 30Lx7Wx17H
 2171A.....NATURAL
 2171AB.....RED
 2171AC.....BLUE
 2171AD.....BLACK



17 GALLON 30Lx17Wx7H
 2172A.....NATURAL
 2172AB.....RED
 2172AC.....BLUE
 2172AD.....BLACK



19 GALLON 30Lx12Wx12H
 2191A.....NATURAL
 2191AB.....RED
 2191AC.....BLUE
 2191AD.....BLACK

SENDING UNIT
 7060B....0 to 90



1 3/4" FILL NECK

7036A...ROUND...W/CAP
 7036B...ANGLED...W/CAP
 7037A.....CAP ONLY



www.rciracing.com

Aluminum Cells

Racing Cells / Pro Street / Off Road



Tig-Welded 5051 Strong Lightweight Aircraft Aluminum Alloy
 12 Bolt Heavy Duty Aircraft Style Flush Mount Lid Assembly
 Natural Aluminum Color or Powdercoated Red, Blue, or Black
 #8 AN Male Fittings, 2 Pickups, 1 Return, and 1 Rollover Vent
 10,15 and 20 Gallon Available with 0 to 90 Ohm Sending Unit
 All Race Cells Except Pro Street have Safety Foam



1 GALLON 6Lx6Wx6H
 2010A.....NATURAL
 2010AB.....RED
 2010AC.....BLUE
 2010AD.....BLACK



3 GALLON 8Lx8Wx15H
 2030A.....NATURAL
 2030AB.....RED
 2030AC.....BLUE
 2030AD.....BLACK




4 GALLON 10Lx12Wx8H
 2040A.....NATURAL
 2040AB.....RED
 2040AC.....BLUE
 2040AD.....BLACK



5 GALLON 12Lx12Wx8H
 2050A.....NATURAL
 2050AB.....RED
 2050AC.....BLUE
 2050AD.....BLACK



10 GALLON 17Lx17Wx9H
 2100A.....NATURAL
 2100AB.....RED
 2100AC.....BLUE
 2100AD.....BLACK
 2100AS....W/SU..NATURAL
 2100ABS...W/SU.....RED
 2100ACS...W/SU.....BLUE
 2100ADS...W/SU.....BLACK




15 GALLON 18Lx20Wx10H
PRO STREET.....NO FOAM
 2151AS.....W/SU..NATURAL
 2151ABS...W/SU.....RED
 2151ACS...W/SU.....BLUE
 2151ADS...W/SU.....BLACK



15 GALLON 18Lx20Wx10H
 2150A.....NATURAL
 2150AB.....RED
 2150AC.....BLUE
 2150AD.....BLACK
 2150AS....W/SU..NATURAL
 2150ABS...W/SU.....RED
 2150ACS...W/SU.....BLUE
 2150ADS...W/SU.....BLACK

12 BOLT CAP ASSY
 7030A..COMPLETE
 7031A...CAP ONLY



20 GALLON 24Lx20Wx10H
 2200A.....NATURAL
 2200AB.....RED
 2200AC.....BLUE
 2200AD.....BLACK
 2200AS....W/SU..NATURAL
 2200ABS...W/SU.....RED
 2200ACS...W/SU.....BLUE
 2200ADS...W/SU.....BLACK

(903)-939-1908



Circle Track Cells

Professional Racing / Bladders / Cans

Manufactured with Cross-Linked High Strength Polyethylene Bladder
3 to 22 Gallon Cells have #8 AN Male Pickup, #8 AN Male Rollover Vent
32 Gallon have a #10 AN Male Pickup, #8 AN Male Rollover Vent and Return
Pickup Hose Designed to Pickup from Right Rear Corner
All Cans Spot-Welded and Powdercoated Bright Red
All Circle Track Cells Have a Flapper on Lid Assembly



3 GALLON 12Lx8Wx8H
1031C.....CELL ONLY
1032C....CELL WITH CAN



8 GALLON 19Lx19Wx8H
1081C.....CELL ONLY
1082C.....CELL WITH CAN
6108A.....CAN ONLY



12 GALLON 19Lx19Wx11H
1121C.....CELL ONLY
1122C.....CELL WITH CAN
6112A.....CAN ONLY



16 GALLON 25Lx19Wx11H
1161C.....CELL ONLY
1162C.....CELL WITH CAN
6116A.....CAN ONLY



22 GALLON 26Lx18Wx15H
1221C.....CELL ONLY
1222C.....CELL WITH CAN
6122A.....CAN ONLY



22L GALLON 34Lx18Wx11H
1211C.....CELL ONLY
1212C.....CELL WITH CAN
6121A.....CAN ONLY



32 GALLON 26Lx18Wx18H
10 pickup
1321C.....CELL ONLY
1322C.....CELL WITH CAN
6132A.....CAN ONLY



HOT CHASSIS #10 pickup
22 GALLON TEARDROP
1222H...CELL WITH CAN



SHAW #10 pickup
22 GALLON 18Lx26Wx15H
1222G.....CELL WITH CAN



DIRT WORKS #10 pickup
32 GALLON TEARDROP
1322DW...CELL WITH CAN



RAYBURN #10 pickup
32 GALLON 18Lx26Wx18H
1322R.....CELL WITH CAN



GRT #10 pickup
32 GALLON 18Lx26Wx18H
1322G.....CELL WITH CAN



FAST FILL ASSY
7038A.....2 1/2 "

ROLLOVER VALVE
7020A...#8 BOLT-IN
7021A...#8 IN-LINE



OVAL CAP ASSY
7032A....#8 PICKUP
7032B...#10 PICKUP
7032C.....CAP ONLY



www.rciracing.com

Drag Race Cells

Professional Racing / Pro Street



12 bolt, Heavy Duty, Aircraft Style, Lever Lock, Flush Mount lid Assembly
 #8 AN Male Fittings, 2 Pickups on 2" Sump, and Rollover Vent
 Pro Street Cells are Flat Bottom with 1 Pickup and Rollover Vent
 0 to 90 Ohm Sending Unit Included with Pro Street Cells
 Sump Race Cells Available With or Without Safety Foam



1 GALLON 6Lx6Wx12H
 1010D.....NO FOAM
 2010D.....WITH FOAM



4 GALLON 9Lx9Wx12H
 1040D.....NO FOAM
 2040D.....WITH FOAM



5 GALLON 13Lx13Wx8H
 1050D.....NO FOAM
 2050D.....WITH FOAM



SAFETY FOAM
 3x6x16
 7050A..1 STICK



8 GALLON 17Lx17Wx8H
 1080D.....NO FOAM
 2080D.....WITH FOAM



12 GALLON 17Lx17Wx11H
 1120D.....NO FOAM
 2120D.....WITH FOAM



16 GALLON 23Lx17Wx11H
 1160D.....NO FOAM
 2160D.....WITH FOAM



DRAG MOUNT KITS
 7404A.....4 GALLON
 7405A.....5 GALLON
 7408A.....8 GALLON
 7412A...12 GALLON
 7416A...16 GALLON



PRO STREET W/SENDING UNIT
 12 GALLON 17Lx17Wx11H
 1120S.....NO FOAM



12 GALLON 17Lx17Wx11H
 W /SENDING UNIT
 1120DS.....NO FOAM



12 BOLT CAP ASSY
 7030A...COMPLETE
 7031A.....CAP ONLY



PRO STREET W/SENDING UNIT
 16 GALLON 23Lx17Wx11H
 1160S.....NO FOAM



16 GALLON 23Lx17Wx11H
 W /SENDING UNIT
 1160DS.....NO FOAM



SENDING UNIT 0 to 90 OHM
 7060B.....LEVER TYPE

CATCH CAN 1 QT
 7040D.....BLACK



(903)-939-1908



Driver Apparel

Professional Racing

1-Piece Suits, Jackets and Pants Provide Comfort, Style, Safety, and a Great Value. Flame-Retardent Protection, Two-Way Zippers, Velcro Closure Collars, and Elastic Waist Bands. Available for Both Children and Adults.



SINGLE LAYER SUITS SFI 3-2A/1

JACKET	PANTS	1-PIECE	SIZE	COLOR
9616B	9618B	9110B	SMALL	RED
9616C	9618C	9110C	SMALL	BLUE
9616D	9618D	9110D	SMALL	BLACK
9626B	9628B	9120B	MEDIUM	RED
9626C	9628C	9120C	MEDIUM	BLUE
9626D	9628D	9120D	MEDIUM	BLACK
9636B	9638B	9130B	LARGE	RED
9636C	9638C	9130C	LARGE	BLUE
9636D	9638D	9130D	LARGE	BLACK
9646B	9648B	9140B	X-LARGE	RED
9646C	9648C	9140C	X-LARGE	BLUE
9646D	9648D	9140D	X-LARGE	BLACK
9656B	9658B	9150B	XX-LARGE	RED
9656C	9658C	9150C	XX-LARGE	BLUE
9656D	9658D	9150D	XX-LARGE	BLACK

MULTI LAYER SUITS SFI 3-2A/5

JACKET	PANTS	1-PIECE	SIZE	COLOR
9816B	9818B	9810B	SMALL	RED
9816C	9818C	9810C	SMALL	BLUE
9816D	9818D	9810D	SMALL	BLACK
9826B	9828B	9820B	MEDIUM	RED
9826C	9828C	9820C	MEDIUM	BLUE
9826D	9828D	9820D	MEDIUM	BLACK
9836B	9838B	9830B	LARGE	RED
9836C	9838C	9830C	LARGE	BLUE
9836D	9838D	9830D	LARGE	BLACK
9846B	9848B	9840B	X-LARGE	RED
9846C	9848C	9840C	X-LARGE	BLUE
9846D	9848D	9840D	X-LARGE	BLACK
9856B	9858B	9850B	XX-LARGE	RED
9856C	9858C	9850C	XX-LARGE	BLUE
9856D	9858D	9850D	XX-LARGE	BLACK

JUNIOR SINGLE LAYER SUITS SFI 3-2A/1

JACKET	PANTS	SIZE	COLOR
9160B	9161B	SMALL	RED
9160C	9161C	SMALL	BLUE
9160D	9161D	SMALL	BLACK
9162B	9163B	MEDIUM	RED
9162C	9163C	MEDIUM	BLUE
9162D	9163D	MEDIUM	BLACK
9164B	9165B	LARGE	RED
9164C	9165C	LARGE	BLUE
9164D	9165D	LARGE	BLACK

ADULT SIZING CHART						
SIZE	CHEST	WAIST	INSEAM	SLEEVE	WEIGHT	HEIGHT
S	36-38	29-32	31	31	110-135	5'6"-5'8"
M	38-41	32-36	32	33	125-150	5'9"-6'0"
L	41-46	36-40	33	35	155-175	6'0"-6'1"
XL	46-50	40-44	34	36	180-205	6'2"
XXL	50-54	44-48	35	36	205-230	6'2"

JUNIOR SIZING CHART				
SIZE	CHEST	WAIST	INSEAM	SLEEVE
S- 10/12	30-32	20-22	25	29
M- 14/16	32-34	22-24	27	30
L- 18/20	34-36	24-26	30	31

www.rciracing.com

Driver Apparel

Professional Racing



RCI Driver Apparel is Hand-Crafted from the Highest Quality Materials, Providing the Utmost in Driver Protection and Comfort for the Entry-Level Racer to the Professional.



NECK BRACE PADS SFI 3-3

- 7801B.... ADULT.....RED
- 7801C.... ADULT.....BLUE
- 7801D.... ADULT.....BLACK
- 7802B.... JUNIOR.....RED
- 7802C.... JUNIOR.....BLUE
- 7802D.... JUNIOR.....BLACK

RACING SHOES SFI 3-3



- 9010B....SIZE 7.....RED
- 9010C....SIZE 7.....BLUE
- 9010D....SIZE 7....BLACK
- 9020B....SIZE 8.....RED
- 9020C....SIZE 8.....BLUE
- 9020D....SIZE 8....BLACK
- 9030B....SIZE 9.....RED
- 9030C....SIZE 9.....BLUE
- 9030D....SIZE 9....BLACK
- 9040B....SIZE 10.....RED
- 9040C....SIZE 10....BLUE
- 9040D....SIZE 10..BLACK
- 9050B....SIZE 11.....RED
- 9050C....SIZE 11....BLUE
- 9050D....SIZE 11..BLACK
- 9060B....SIZE 12.....RED
- 9060C....SIZE 12....BLUE
- 9060D....SIZE 12..BLACK
- 9070B....SIZE 13.....RED
- 9070C....SIZE 13....BLUE
- 9070D....SIZE 13..BLACK

HELMET BAG 7803D...BLACK

NOMEX UNDERWEAR SFI 3-3

- 9710S.....SMALL.....JACKET
- 9712S.....MEDIUM.....JACKET
- 9714S.....LARGE.....JACKET
- 9716S.....X-LARGE.....JACKET
- 9711S.....SMALL.....PANTS
- 9713S.....MEDIUM.....PANTS
- 9715S.....LARGE.....PANTS
- 9717S.....X-LARGE.....PANTS
- 9720S.....NOMEX HOOD



NOMEX RACE GLOVES SINGLE MULTI SFI 3-3 LAYER LAYER

- 9516B.....9518B.... SMALL.....RED
- 9516C.....9518C.... SMALL.....BLUE
- 9516D.....9518D.... SMALL.....BLACK
- 9526B.....9528B.... MEDIUM.....RED
- 9526C.....9528C.... MEDIUM.....BLUE
- 9526D.....9528D.... MEDIUM.....BLACK
- 9536B.....9538B.... LARGE.....RED
- 9536C.....9538C.... LARGE.....BLUE
- 9536D.....9538D.... LARGE.....BLACK
- 9546B.....9548B.... X-LARGE.....RED
- 9546C.....9548C.... X-LARGE.....BLUE
- 9546D.....9548D.... X-LARGE....BLACK

JUNIOR RACE GLOVES

- 9126B.....JUNIOR.....RED
- 9126C.....JUNIOR.....BLUE
- 9126D.....JUNIOR.....BLACK

(903)-939-1908



Driver Restraints

SFI 16.1 Professional Racing

All Belt Sets Include High Quality Extra Long Webbing with all Mounting Hardware for Roll Bar, Floor Mount, Bolt-In, and Wrap-Around Mount. All Latch & Link or Aircraft-Style Quick Release Cam-Lock Systems are SFI 16.1

All 5-Point and V-Type Belts Have a Choice of Pull Down Lap Belt or Pull Up Lap Belt.

3" 5-POINT

SFI 16.1

PULL DOWN	PULL UP	TYPE	COLOR
9210B.....	9510B.....	LATCH.....	RED
9210C.....	9510C.....	LATCH.....	BLUE
9210D.....	9510D.....	LATCH.....	BLACK
9210CB.....	9510CB.....	CAM-LOCK.....	RED
9210CC.....	9510CC.....	CAM-LOCK.....	BLUE
9210CD.....	9510CD.....	CAM-LOCK.....	BLACK

3" V-TYPE

SFI 16.1

PULL DOWN	PULL UP	TYPE	COLOR
9211B.....	9511B.....	LATCH.....	RED
9211C.....	9511C.....	LATCH.....	BLUE
9211D.....	9511D.....	LATCH.....	BLACK
9211CB.....	9511CB.....	CAM-LOCK.....	RED
9211CC.....	9511CC.....	CAM-LOCK.....	BLUE
9211CD.....	9511CD.....	CAM-LOCK.....	BLACK

3" WRAP-AROUND

SFI 16.1

PULL UP	TYPE	COLOR
9411B.....	LATCH.....	RED
9411C.....	LATCH.....	BLUE
9411D.....	LATCH.....	BLACK
9411CB.....	CAM-LOCK.....	RED
9411CC.....	CAM-LOCK.....	BLUE
9411CD.....	CAM-LOCK.....	BLACK

2" JUNIOR 5-POINT

SFI 16.1

PULL UP	TYPE	COLOR
9410D.....	LATCH.....	BLACK
9410CD.....	CAM-LOCK.....	BLACK

BELT SNAP IN KIT
9250A.....1 PAIR



www.rciracing.com

Driver Restraints

Professional Racing / Jeep / Off Road



Platinum Series 4-Year Driver Restraint System Features 3" Polyester Webbing which Provides Less Elongation Under a Load, High Strength Alloy Hardware, Universal 5-6 Point System for a Fully-Adjustable Occupant Fit. Choice of Dual Shoulder Harness, V-Type or Wrap-Around Styles. Latch & Link or Aircraft Style Cam-Lock Quick Release Buckles.

4-YEAR PLATINUM



RCI will Recertify any RCI Platinum Restraint 1 Time Free, to Allow 4 yrs.



PLATINUM SERIES 3 INCH SFI 16.1

PULL PULL TYPE
DOWN LAP UP LAP

9210PL.....	9510PL.....	5-6 POINT.....	LATCH
9210CPL.....	9510CPL.....	5-6 POINT.....	CAM-LOCK
9211PL.....	9511PL.....	V-TYPE.....	LATCH
9211CPL.....	9511CPL.....	V-TYPE.....	CAM-LOCK
9411PL.....		WRAP AROUND.....	LATCH
9411CPL.....		WRAP AROUND.....	CAM/L



ARM RESTRAINTS SFI 3.3

9462B...ADULT.....	RED
9462C...ADULT.....	BLUE
9462D...ADULT.....	BLACK
9460D..JUNIOR..	BLACK

OFF ROAD COMPETITION BELTS

Manufactured with 2 Inch High Strength Webbing For Competition Off Road, Featuring a Quick-Release Buckle, Adjustable Hardware for Easy installation.

NON-SFI 4-POINT 2 INCH

9450B.....	RED
9450C.....	BLUE
9450D.....	BLACK



WINDOW NETS SFI 3.3

7600B....18"X24".....	RED
7600C....18"X24".....	BLUE
7600D....18"X24".....	BLACK
7601B....24"X24".....	RED
7601C....24"X24".....	BLUE
7601D....24"X24".....	BLACK

WINDOW NET KIT 7651A...NASCAR TYPE



(903)-939-1908

Racer's Choice Inc.

RCI®

**12001 C.R. 1114
Tyler, Tx. 75709
903-939-1908**